

WELCOME TO YEAR 6



**Turing Class
2022 - 23**

WELCOME TO YEAR 6

We will discuss:


- Curriculum
- Homework
- PE
- Lunches
- Communication
- Questions

Year 6 Example Timetable

8:50 – 9:10		9:10 – 10:10		10:10 – 10:45	10:45 – 11:00	11:00 – 1.00			1:00 – 2:00	2:00 – 3:20		3:20 – 3:30	
Monday	BANK HOL					BANK HOL			BANK HOL				
Tuesday	Spelling Handwriting	Maths Project 1		Reading	Break	MATHS HEROES	PPA PE 12:00 – 1:00		Lunch	PPA Spanish 2.00 – 2:45		PPA Music 2.45 – 3.30	
Wednesday	Handwriting	Maths Project 2		Reading		English Lesson 1 To use specific vocabulary related to an unfamiliar context (shelter building)		Maths Fluency		English Lesson 2 To Identify the features of an explanation text	PSHE		Class Book
Thursday	SLT Assembly	Maths Project 3		Reading		English Lesson 3 To identify and use relative clauses	Art			SCIENCE		Class Book	
Friday	SC Meeting/ Sharing Assembly	Maths Teacher Swap		Reading		English Lesson 4 Use punctuation to convey information concisely and with clarity	R.E.	Timetables		Spelling Check & Strategies	Home Time 2:30		

Year 6 Curriculum

Amazonian Adventures



Autumn

The Victorians



Spring

Ancient Greeks



Summer

Autumn Term

Amazonian Adventures



The Maya



WOW Trip: Kew Gardens



Science

Animals including humans
The circulatory system, diet and exercise
Evolution and Inheritance

Geography and History

Amazonian Adventures
Physical and Human Geography of Brazil
The Maya
A study of a non-European Civilisation

Computing

The Mayans - Design and create a Mayan Temple using Sketch Up

Art

Sculpture
Clay
Artists
Mayan sculptures linked to history topic

PE and Games

Class
Hockey and Ball Skills
PE Coach
Netball and Handball

RE

Judaism – What do Jews believe are their responsibilities to God?
Buddhism – How does being in a community help Buddhists to follow teachings?

DT

Computer Design: To design a computer aided pyramid design.

PSHE and Citizenship

Healthy minds and well-being
Relationships, puberty and reproduction

Music

Character Songs and staff notation focus


Spanish









Geographical features
(The Continents, mountains and rivers of the world)

At the Cafe
(buying lunch food/drink, understanding a menu, using euros)

English

Reading, Writing & SPAG



Destination Reader 	
Predicting  <ul style="list-style-type: none"> I wonder if I predict I think that I bet that I imagine I think * will happen I think I will learn I think it will be set out The next part will be about 	Inferring  <ul style="list-style-type: none"> The word * tells me The part * tells me This makes me think that I think this character because I think the setting is I think the mood is I think the writer's viewpoint is I think this character's viewpoint is
Asking questions  <ul style="list-style-type: none"> Who What When Where I wonder Why How What if Why do you think How do you think How do we know 	Evaluating  <p>Language</p> <ul style="list-style-type: none"> The word/phrase * works well because I like the way the author uses * it makes me think about I think it would have read better if It's very clever the way the author uses * because The sentence * has high impact because <p>Organisation</p> <ul style="list-style-type: none"> The text is organised well because The presentation helps the reader because The structure could be improved by
Clarifying  <ul style="list-style-type: none"> I think that means I didn't understand What does * mean? I need to reread this part because * is a tricky word so I I didn't understand * so I Let's reread because it didn't make sense. 	Making connections  <p>Text to self:</p> <ul style="list-style-type: none"> I know about this because I I've been to / seen I saw a programme about this I can identify with this character because <p>Text to text:</p> <ul style="list-style-type: none"> I think this book is a * (genre) book because This reminds me of * because This is similar to * because This character is similar to * because <p>Text to world:</p> <ul style="list-style-type: none"> This links to This is because
Summarising  <ul style="list-style-type: none"> The key idea is The most important ideas are * and I know that because This part is about The headline would be In 10 words The main theme is 	Learning Behaviours <ul style="list-style-type: none"> Support and actively listen to others Discuss and explain our ideas Take responsibility for your own and your group's learning.

Maths – Year 6 Overview



	Week 1	Week 2	Week 3	Week 4	Week 5	Week 6	Week 7	Week 8	Week 9	Week 10	Week 11	Week 12
Autumn term	Number Place value VIEW		Number Addition, subtraction, multiplication and division VIEW				Number Fractions A VIEW		Number Fractions B VIEW		Measurement Converting units VIEW	
Spring term	Number Ratio VIEW		Number Algebra VIEW		Number Decimals VIEW		Number Fractions decimals and percentages VIEW		Measurement Area, perimeter and volume VIEW		Statistics VIEW	
Summer term	Geometry Shape VIEW			Geometry Position and direction VIEW								

Maths

Step 1

Numbers to 1,000,000

Step 2

Numbers to 10,000,000

Step 3

Read and write numbers to 10,000,000

Step 4

Powers of 10

Step 5

Number line to 10,000,000

Step 6

Compare and order any integers

Step 7

Round any integer

Step 8


Negative numbers

Year 6 Homework

Spelling

Maths

Reading



Week 1 Spellings

Practise these daily to become super spellers.

Look/Say>Cover>Write>Check

Date given: 9/9/22

Test date: 16/9/22

aggressive

hostile

awkward

obstinate

desperate

frantic

disastrous

calamitous

marvellous

spectacular

www.whizz.com


TIMES TABLES
ROCKSTARS



Maths-Whizz
Join the Whizz Summer Challenge
The UK's leading virtual maths tutor

Year 6 Homework

To be completed by the end of each term.



Home Learning Project

The Maya

It is up to you how you present your learning. You can have lots of mini projects across different areas or one main project to show.

You have to be ready to present your learning to the whole class by the end of the term!




Your homework should:

- Be representative of a term's work (**at least 10 weeks**)
- Explore lots of different ways of showing your learning (photos, video, computer presentation, posters)
- Involve different ways of finding information—remember to write this up alongside your project
- Be creative and imaginative
- Show that you have developed your own interests.

Possible Places to visit:
The British Museum
Some Websites to explore:
BBC Bitesize
<https://www.dkfindout.com/uk/history/mayans/>
<https://www.theschoolrun.com/homework-help/the-mayans>
Don't forget to go to the library!

Review:
Friday 12th October 2018

Due in:
Friday 16th December 2022

Suggested ideas:

- Draw maps to show where The Maya lived-
Compare what the land is like now and what it was like then.
- Write a diary entry from somebody living in the era of The Maya – *what would life have been like for them?*
- Create a village showing where The Maya might have lived. *Include animals, shelter, people*
- Make a model showing the Architecture of The Maya and write up your design plans or instructions of how you made it to teach someone else.
- Compare the differences between children growing up in the times of The Maya and now
- Write a non-chronological report about the life of a person living in the times of The Maya
- Create a presentation on what life was like in the era of The Maya
- Create a Maths code of your own similar to the code developed by The Maya.
- Create a collage of photos of your day out at the British Museum – what did you see and learn?
Remember that you are not expected to do everything!

Children will be invited to bring their project into school towards the end of term to share their learning.



PE Days and PE Kit

Year 6 Classes have **PE** on:

➤ **MONDAY AND TUESDAY**



Please ensure that your child comes to school wearing their PE kit on these days.


**PLEASE LABEL
ALL CLOTHING**

School Lunch



what's for lunch?

Week 2 12 th September	Meat FREE Monday	Tuesday	Wednesday	Thursday	Friday
Main Meal Vegetarian	Singapore Fried Noodles	Vegetarian Pie with Lentils	Vegetable Tagine	Pasta Pesto	Samosas
Main Meal Meat		Cottage Pie	Lamb Tagine	Pasta Bolognese Bake	Breaded Haddock
Accompaniment	Vegetable Spring Rolls		Harissa Couscous		Oven Chips
Hot Vegetable	Savoy Cabbage	Roasted Vegetables	Green Beans	Herbed Carrots	Garden peas
Table Salad/garnish	Prawn Crackers Sweet Chilli	Celery Sticks	Mixed Salad		
Bread			Flat Bread	Garlic Bread	
Dessert	Fruit, Yoghurt, Cheese & Biscuits	Fruit, Yoghurt, Cheese & Biscuits Courgette Sponge	Fruit, Yoghurt, Cheese & Biscuits	Fruit, Yoghurt, Cheese Biscuits Ice cream	Fruit, Yoghurt, Cheese & Biscuits




OR CHOOSE

Baked jacket potato with a choice of fillings.

Option One

Our hot meals are served with seasonal vegetables.
A selection of homemade breads.
Cold dessert of fresh fruit, natural or fruity yoghurt.
Fresh water



Activate Windows
Go to Settings to activate Windows

[Website:](#)
[School Lunch](#)

Menu available on website in 'Parent Information' section



Please book and pay for school lunch via **SCOPAY**

Important Dates

Themed Weeks

Maths Week

WB 19th September

Black History Month

WB 3rd October

Kindness Week

WB 14th November

Assessment Week

WB 27th November

Christmas Events

WB 12th December

Dress Up Days

Maths Rocks Stars

Friday 23rd September

Show Racism the Red Card

Friday 21st October

Odd Socks

Monday 14th November

Pyjamas (Children in Need)

Friday 18th November

Christmas Jumper Day

Friday 16th December



Other Dates to Remember

Individual Photo Day

Tuesday 20th September

INSET Day

Monday 31st October

Parent's Evening

Tues 15th and Wed 16th November

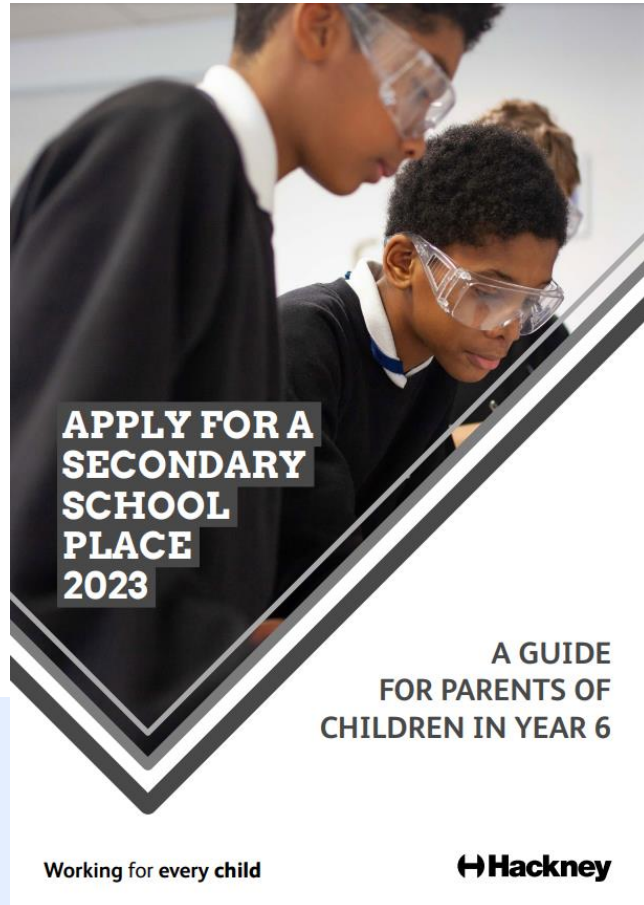
Christmas Fair

Friday 9th December

UKS2 Christmas Concert

Week Beg 12th December 2022

Secondary Transfer



Application period started:
Monday 5th September 2022

Closing Date:
Friday 21st October 2022
Statutory: 31st October 2022

Outcomes:
Wednesday 1st March 2023
Accept by:
Wednesday 23rd March 2023

CATs Transfer



CAT4



testwise

**Week Beginning 3rd October 2022
until end of the Autumn Term**

- verbal reasoning (*thinking with words*)
- quantitative (*thinking with numbers*)
- non-verbal reasoning (*thinking with shapes and space*)

Residential

Phasel's Wood


5th June 2022 - 9th June 2022



**PHASELS WOOD
ACTIVITY CENTRE**



Communication



<http://www.millfields.hackney.sch.uk/>



Millfields Mag

FRIDAY 28TH JUNE 2019
VIERNES 28 DE JUNIO DE 2019

www.millfields.hackney.sch.uk E-mail: info@millfields.hackney.sch.uk





Millfields
Community School
Hilsea Street
Hackney
E5 0SH
TEL : 020 8985 7898

Millfields Musical Magnificence








It has been another busy week at Millfields, especially for all our cycling community! Lots of the Year 5 children have been taking part in Bikeability lessons — learning how to have a road-worthy bike and how to ride safely on the roads. Well done to all the children who successfully completed the course. Yesterday, 36 of the Year 5 children also took part in Bike Around the Borough — an event that takes place every year! Hundreds of Hackney school children take to the roads for a mass ride around the borough, organised by the Council to provide a chance for students to practice the skills they've learned through national standards cycle training and to help them see how easy it is to travel around Hackney by bike. The riders started at Hackney Downs, travelling from there to Clisold Park, before heading on to London Fields, past Hackney Town Hall and back to Hackney Downs. Then today, many of our Cycling Team have taken part in a sponsored cycle ride — they did the last 10 miles of a 50 mile ride and have so far raised an amazing £1,750. Thanks to all the families and friends who have donated. They had beautiful weather today and cycled up the towpath to Ware. They hope to reach their target of £1950 by the end of today in order to raise money for World Bicycle Relief that will provide 20 bikes for children to ride to school in poorer countries across the world. If you can and would like to help, please click on the link: <https://www.justgiving.com/Millfields50miles>. Thank you so much to parents, Paul and Nicky, who organised the whole thing and to all the parents and staff

Important Dates

- Summer Fair
Saturday 29th June
- Sports Week
1st—5th July
- Safety Awareness Week
8th—12th July
- London Day
18th July
- First day of Autumn Term
Weds 4th September


Attendance

Week beg: 17th June

Our school target: 96.5%
Last week: 95.1 %
Winning classes:
KS1 Brown (98.3%)
KS2 Macintosh (99.1%)
Well done!

Tuck Shop





swatson@millfields.hackney.sch.uk

Assistant Head/Phase Lead for Lower Key Stage 2

kfry@millfields.hackney.sch.uk

SENCO - Special educational needs coordinator



cgreen@millfields.hackney.sch.uk

Senior Admin Officer - Attendance/Admissions

iudeaja@millfields.hackney.sch.uk

Extended School Manager/Clubs

Questions

